





TNCC 2.0


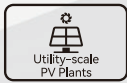
N-type Half-cell Bifacial Module (66)

TWMNH-66HD



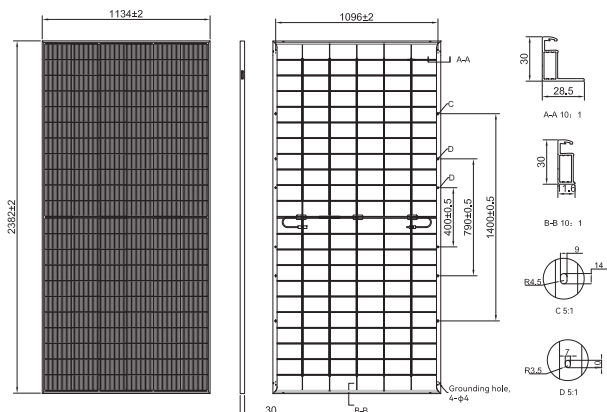
-  Higher power generation, lower LCOE
-  Higher power output, higher conversion efficiency
-  Enhanced reliability performance
-  Higher bifaciality, superior energy yield

635-655W



* The images shown above are for reference only. The actual product delivered shall prevail.

Drawings (Unit: mm)



Electrical Characteristics (STC)

Module type: TWMNH-66HDXXX

Maximum Power: Pmax [W]	635	640	645	650	655
Open Circuit Voltage: Voc [V]	49.60	49.75	49.85	50.00	50.15
Short Circuit Current: Isc [A]	16.26	16.33	16.39	16.45	16.52
Voltage at Maximum Power: Vmp [V]	41.24	41.38	41.51	41.65	41.78
Current at Maximum Power: Imp [A]	15.40	15.47	15.54	15.61	15.68
Module Efficiency: η [%]	23.5	23.7	23.9	24.1	24.2

* STC: Irradiance 1000W/m², Cell temperature 25°C, AM=1.5, Power measurement tolerance: ±3%

Electrical Characteristics (BNPI)

Maximum Power: Pmax [W]	701.1	706.8	712.3	717.6	723.2
Open Circuit Voltage: Voc [V]	49.60	49.75	49.85	50.00	50.15
Short Circuit Current: Isc [A]	17.95	18.03	18.09	18.16	18.24
Voltage at Maximum Power: Vmp [V]	41.24	41.38	41.51	41.65	41.78
Current at Maximum Power: Imp [A]	17.00	17.08	17.16	17.23	17.31

* BNPI: Front side irradiance 1000W/m², Rear side irradiance 135W/m², Cell Temperature=25°C, AM=1.5
Power measurement tolerance:±3%

Electrical characteristics with different rear side power gain

5%	Maximum Power: Pmax[W]	666	672	677	682	687
	Module Efficiency: η [%]	24.7	24.9	25.1	25.2	25.4
15%	Maximum Power: Pmax[W]	730	736	741	747	753
	Module Efficiency: η [%]	27.0	27.2	27.4	27.7	27.9
25%	Maximum Power: Pmax[W]	793	800	806	812	818
	Module Efficiency: η [%]	29.4	29.6	29.8	30.1	30.3

Temperature Rating

Temperature Coefficient of Pmax	-0.28%/°C
Temperature Coefficient of Voc	-0.24%/°C
Temperature Coefficient of Isc	+0.046%/°C

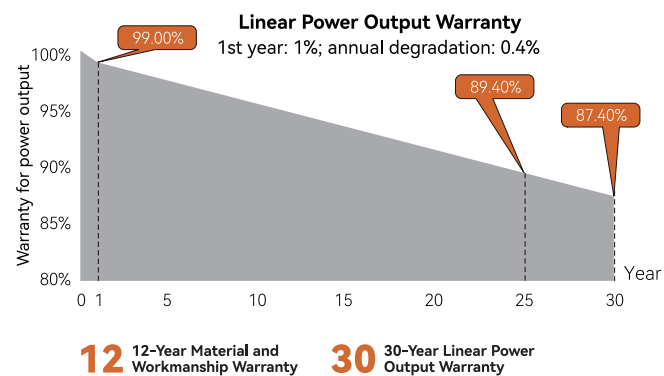
Operating Parameters

Operating Temperature	-40°C~+70°C
Maximum System Voltage	1500V DC
Maximum Series Fuse Rating	30A
Power Output Tolerance	0~+3%
Bifaciality coefficient of Pmax	80±5%
Bifaciality coefficient of Voc	98±5%
Bifaciality coefficient of Isc	80±5%

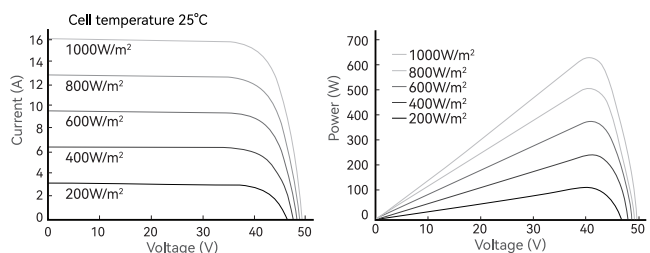
Mechanical Parameters

Cell Type	TNC
Cell Orientation	132 [6×22]
Dimension	2382±2×1134±2×30mm
Weight	32.2kg
Front Glass	2.0 mm AR coating semi tempered glass
Rear Glass	2.0 mm semi tempered glass
Frame	Anodized aluminum alloy frame
Junction Box	IP68, 3 diodes
Cable	4.0mm ²
Cable Length	+400 mm, -200 mm or ±1,400 mm; length can be customized
Maximum Static Test Load	5,400 Pa (front) / 2,400 Pa (rear)
Packaging (Per pallet)	36 pcs
Packaging	720 pcs per 40'HC

Warranty



Curve



Certifications

Quality Management System and Product Certification

- ISO 9001: 2015 / Quality Management System
- ISO 14001: 2015 / Environmental Management System
- ISO 45001: 2018 / Occupational Health and Safety Management System
- ISO 50001: 2018 / Energy Management System
- IEC 62941: 2019 / Quality System for PV Module Manufacturing
- IEC 61215 (2021) / IEC 61730 (2023), IEC TS 62804,
- IEC 61701, IEC 62716, IEC 60068-2-68



Scan the code for more information